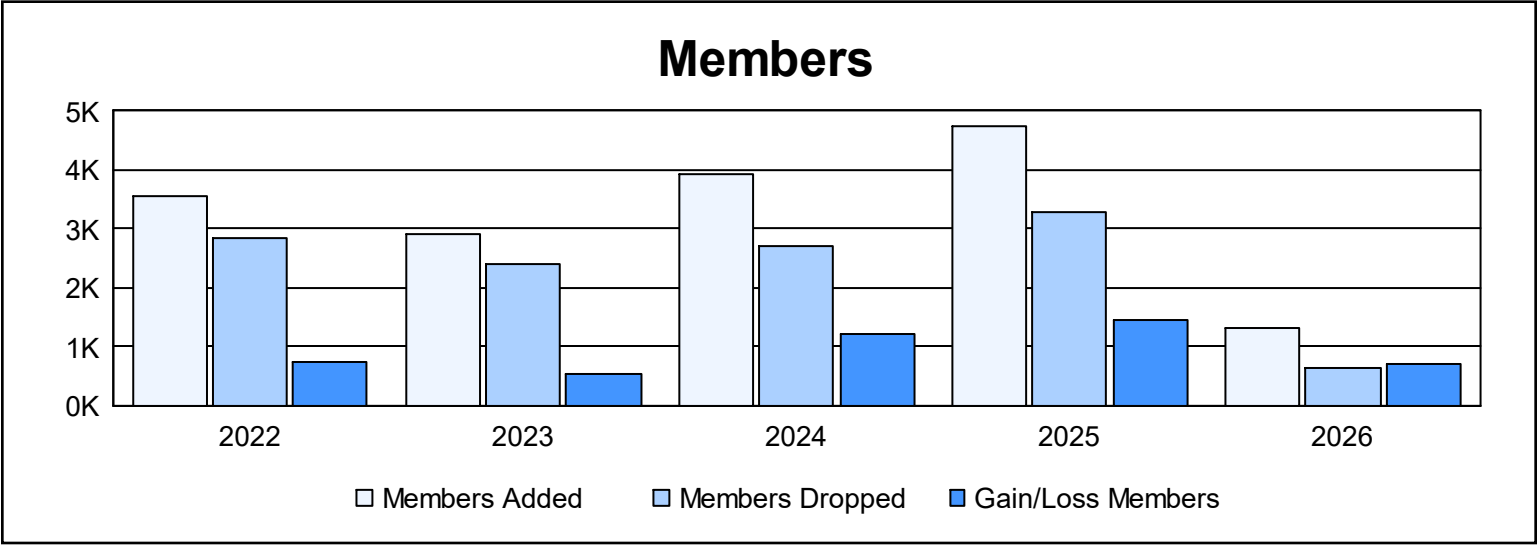
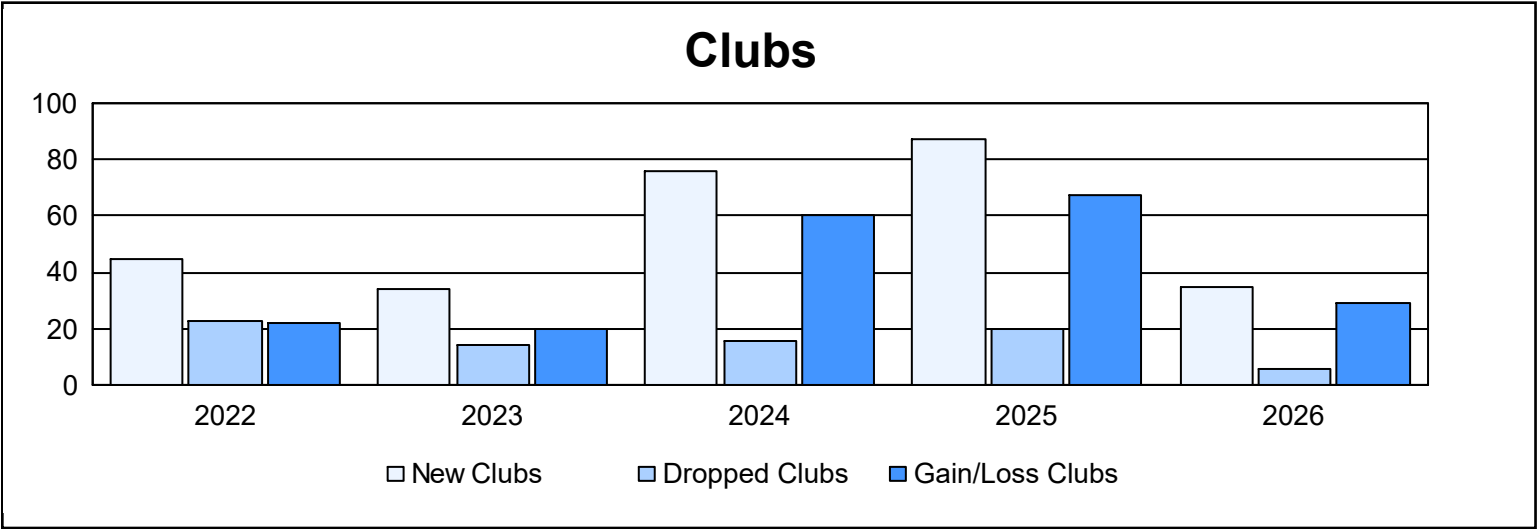
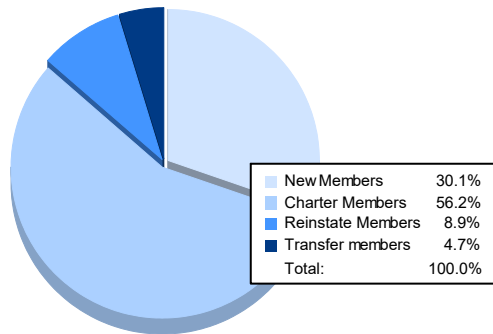


Year	New Clubs	Dropped Clubs	Gain/ Loss Clubs	New Members	Charter Members	Reinstate Members	Transfer Members	Total Member Added	Total Members Dropped	Gain/ Loss Members
2021-2022	45	23	22	2,163	1,277	72	53	3,565	2,841	724
2022-2023	34	14	20	1,612	1,001	243	59	2,915	2,393	522
2023-2024	76	16	60	1,834	1,815	194	74	3,917	2,699	1,218
2024-2025	87	20	67	2,210	1,860	559	109	4,738	3,276	1,462
2025-2026	35	6	29	400	746	118	63	1,327	637	690
Average	55	16	40	1,644	1,340	237	72	3,292	2,369	923



### Membership Composition September 2025 Cumulative



### Gender Composition September 2025 Cumulative

